

# MH900 Series

**Material Handling Solutions**



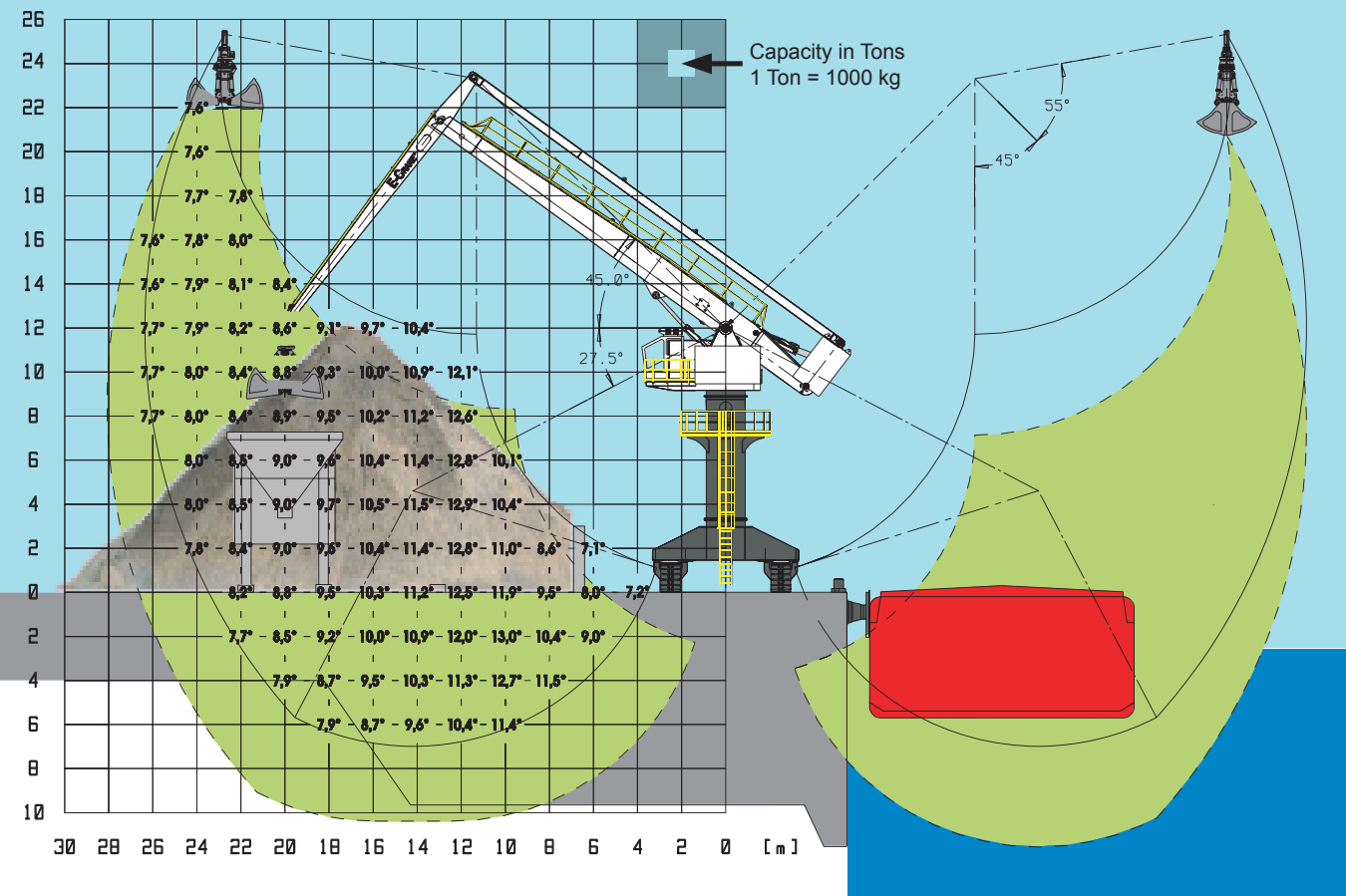
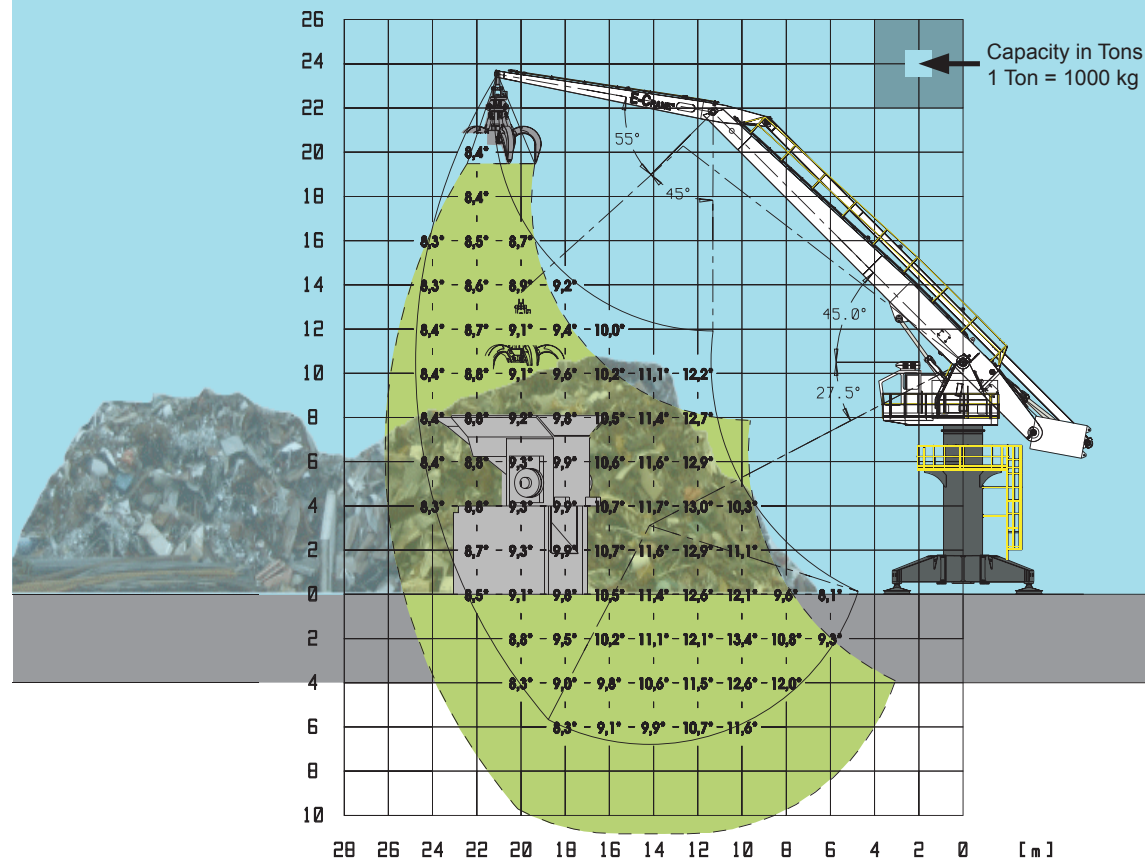
90 - 115 Ton



110 kW / 150 hp







TECHNICAL DATA

Typical Dimensions

Stick length: . . . . . 9.9m  
 Boom length: . . . . . 1.6m  
 Main Pivot Point (above GND): . . . . . 10.5m  
 Max. Outreach: . . . . . 24.769m  
 Downreach Range (below GND): . . . . . 6.787m  
 Lift Range (Vertical): . . . . . 23.533m

Weight

Total Weight with Standard Equipment:  
 Model MH8248PD-E: . . . . . 89.300 kg  
 Model MH8248CR-D: . . . . . 112.300 kg

Installed Power

Main Electrical Motor: . . . . . 110 kW  
 Diesel Generator Set: . . . . . 200 kVA  
 (for Crawler mounted Material Handlers only)



TECHNICAL DATA

Typical Dimensions

Stick length: . . . . . 11.6m  
 Boom length: . . . . . 1.6m  
 Main Pivot Point (above GND): . . . . . 12m  
 Max. Outreach: . . . . . 26.356m  
 Downreach Range (below GND): . . . . . 6.987m  
 Lift Range (Vertical): . . . . . 25.328m

Weight

Total Weight with Standard Equipment:  
 Model MH8264PD-E: . . . . . 92.000 kg  
 Model MH8264CR-D: . . . . . 115.000 kg

Installed Power

Main Electrical Motor: . . . . . 110 kW  
 Diesel Generator Set: . . . . . 200 kVA  
 (for Crawler mounted Material Handlers only)



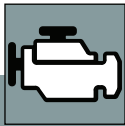
# Technical Data



## E lectric Motor

**The clean power solution.**

Rating \_\_\_\_\_ 110 kW @ 1.500 rpm (400VAC/50Hz)  
 Type \_\_\_\_\_ Squirrel Cage Electric Motor  
 Starting Method \_\_\_\_\_ Soft Starter



## Diesel Generator Set

**For crawler mounted Material Handlers only.**

Rating \_\_\_\_\_ 160 kW  
 Fuel Consumption \_\_\_\_\_ 23 l/hr



## Hydraulics

**Powerful hydraulics to maximize performance.**

Main Pump \_\_\_\_\_ Variable Displacement Axial Piston Pump  
 Maximum Flow \_\_\_\_\_ 385 l/min.  
 Maximum Pressure \_\_\_\_\_ 320 bar  
 Swing Pump \_\_\_\_\_ Variable Displacement Axial Piston Pump, Closed-loop  
 Maximum Flow \_\_\_\_\_ 112 l/min.  
 Maximum Pressure \_\_\_\_\_ 280 bar  
 Pilot Pump \_\_\_\_\_ Gear Pump  
 Capacity Hydraulic Tank \_\_\_\_\_ 1.135 l  
 Hydraulic Cylinders \_\_\_\_\_ 2 Identical Cylinders with Safety Valves (Load Holding Valves)  
 Boom & Stick Cylinder \_\_\_\_\_ 1508 x 220 x 150 mm  
 Oil Cooler \_\_\_\_\_ Electric Driven, overdimensioned air-oil cooler  
 Hydraulic Controls \_\_\_\_\_ The high pressure flow sharing control valves provide a load pressure independent flow distribution and are pilot operated for low lever efforts and excellent control.  
 Relief Valves \_\_\_\_\_ All lines include primary and secondary relief valves.  
 Filtration \_\_\_\_\_ For extended operating life of your Material Handler.  
 Pilot Oil Filtration \_\_\_\_\_ 5 microns  
 Return Oil Filtration \_\_\_\_\_ 20 microns  
 Bypass Filtration \_\_\_\_\_ 10 microns



## Swing System

**Quick, full-powered response.**

Mechanism \_\_\_\_\_ Hydrostatic with planetary reduction  
 Swing Drives \_\_\_\_\_ 1  
 Swing Torque \_\_\_\_\_ 160 kNm  
 Swing Speed \_\_\_\_\_ 0 - 2,7 rpm  
 Parking Brake \_\_\_\_\_ Spring-applied, hydraulically released, multiple-disc brake  
 Slewing Ring \_\_\_\_\_ Cross Roller Bearing with Internal Gear



## Upper Revolving Frame

**The "Backbone" of the machine's durability.**

Design \_\_\_\_\_ Rugged box section construction  
 Platforms \_\_\_\_\_ Wide, walk-around access to all system components for easy serviceability and quick daily maintenance checks.

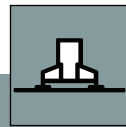
Contact your local dealer for more info



## XL Cab

**Designed for comfort and ease of operation.**

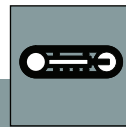
Operator's Station \_\_\_\_\_ Extra height and length for increased operator space.  
 LxWxH \_\_\_\_\_ 1.700 x 1.200 x 2.000 mm  
 Operator's Seat \_\_\_\_\_ Fully adjustable suspension seat includes height and weight adjustments, lumbar support, wide adjustable armrests, ...  
 Hydraulic Activation Control Lever \_\_\_\_\_ Lever deactivates hydraulic functions and helps prevent operation when the operator exits the cab.  
 Air Conditioning \_\_\_\_\_ Standard  
 Radio / CD Player \_\_\_\_\_ Standard



## Free Standing Pedestal

**... offering the most economical solution.**

Outriggers \_\_\_\_\_ 4  
 Footprint \_\_\_\_\_ 5,75 m x 5,75 m  
 Pedestal Height and Weight  
 MH8248 PDE \_\_\_\_\_ 9,075 mm - 18.500 kg  
 MH8264 PDE \_\_\_\_\_ 9,075 mm - 18.500 kg



## Crawler Undercarriage

**Durable, maintenance-free and providing excellent stability.**

Center and Track Frame \_\_\_\_\_ Box-section type  
 Drive System \_\_\_\_\_ Hydrostatic  
 Max. Drawbar Pull \_\_\_\_\_ 430 kN  
 Track Shoes \_\_\_\_\_ 900 mm triple Grouser  
 No. of Shoes each side \_\_\_\_\_ 47  
 No. of Carrier Rollers each side \_\_\_\_\_ 4  
 No. of Track Rollers each side \_\_\_\_\_ 9  
 Track Length (C-C) \_\_\_\_\_ 4.740 mm  
 Track Gauge \_\_\_\_\_ 4.750 mm  
 Undercarriage Height and Weight  
 MH8248 PDE \_\_\_\_\_ 9,075 mm - 41.500 kg  
 MH8264 PDE \_\_\_\_\_ 9,075 mm - 41.500 kg



## Attachments

**The right tool for the right job.**

E-Crane® offers a wide variety of attachments: clamshell and orange peel grabs, hooks, grab rotators, quick change devices, ...

**..., Longer Reach,  
 Higher Efficiency,  
 Unprecedented Life.**

**E-Crane International USA**  
 Phone: +1(419)468-0090  
 Web: <http://www.e-crane-usa.com>

**E-Crane International Europe**  
 Phone: +31(0)165-320100  
 Web: <http://www.e-crane.eu>

©2009 E-Crane Worldwide / Inusign. All rights reserved. All technical specifications are subject to change without prior notice and without incurring responsibility for material handlers previously sold! Changes, errors and misprints reserved.